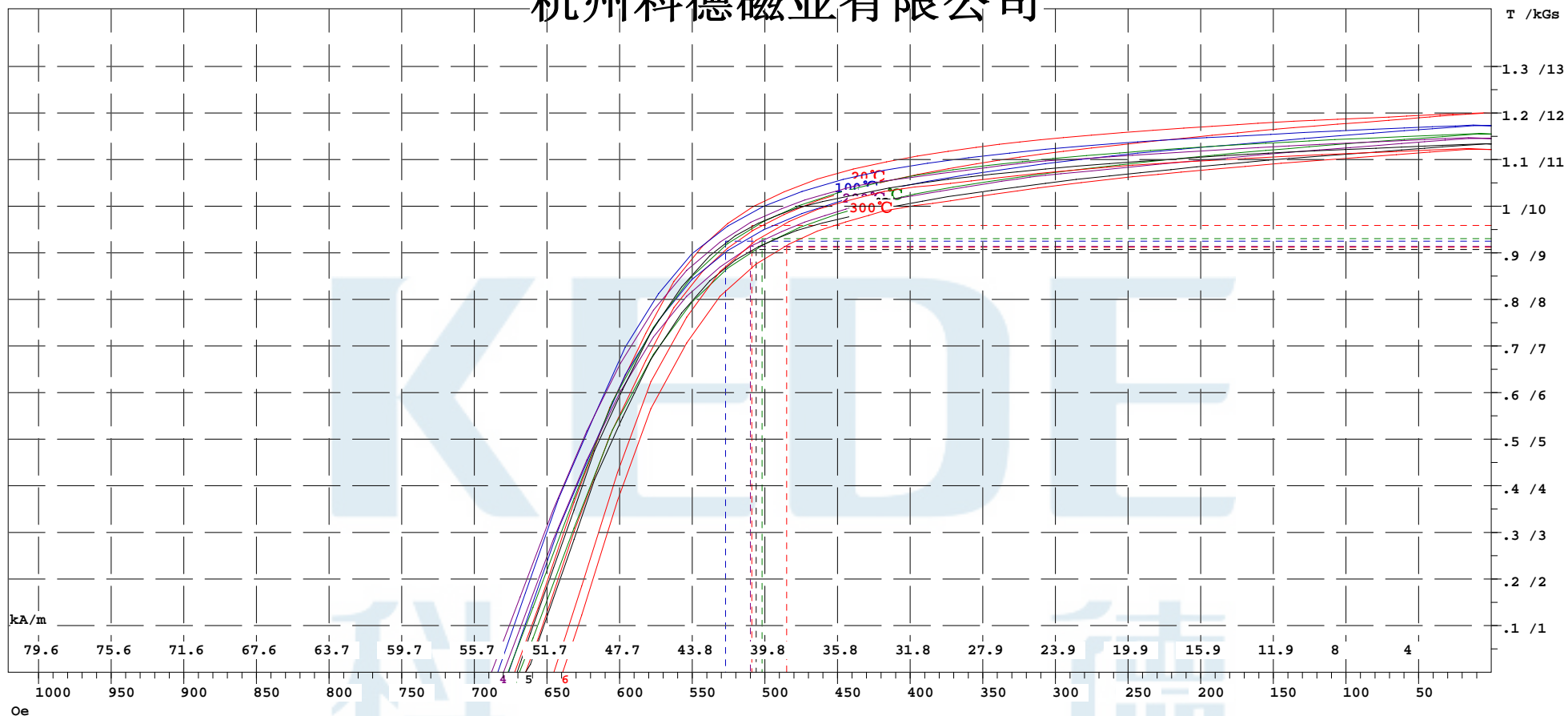
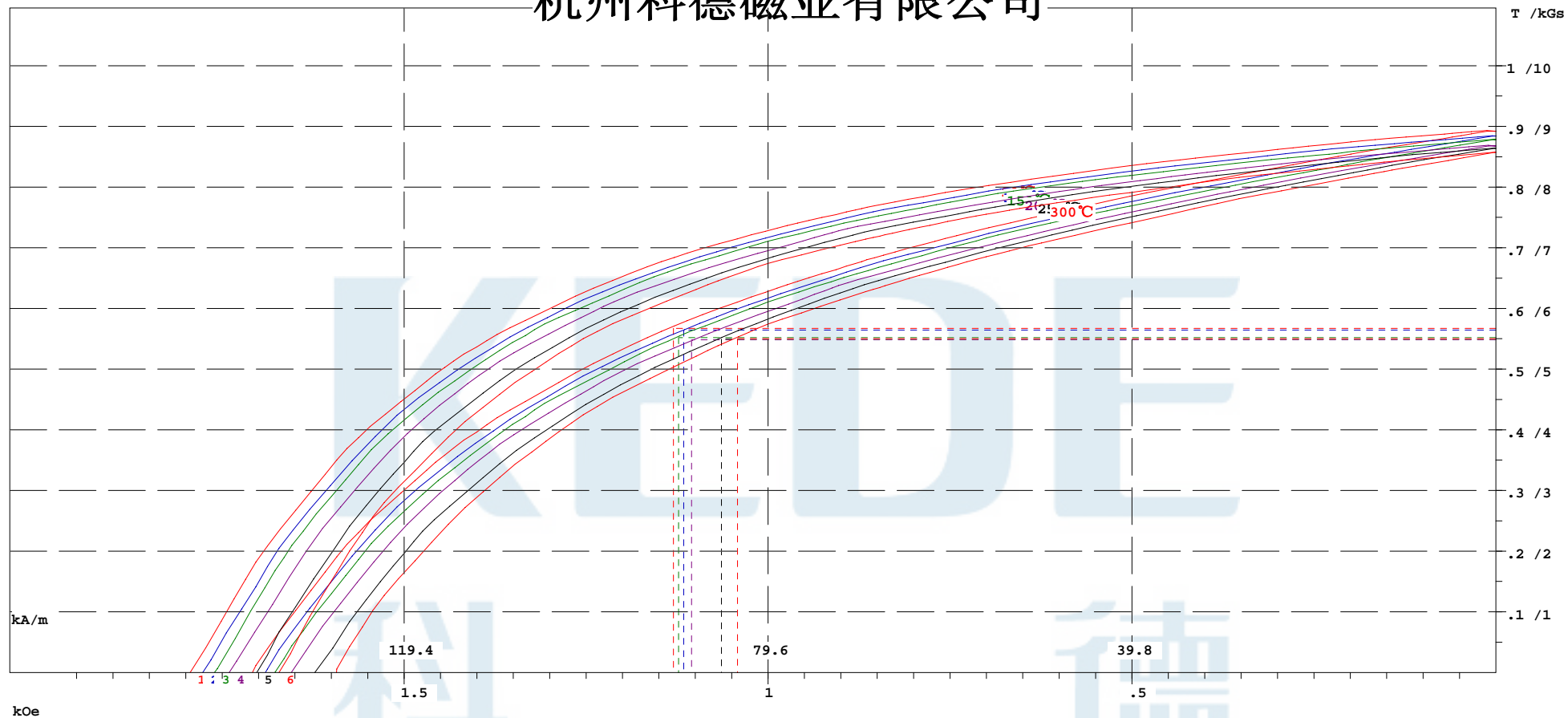


杭州科德磁业有限公司



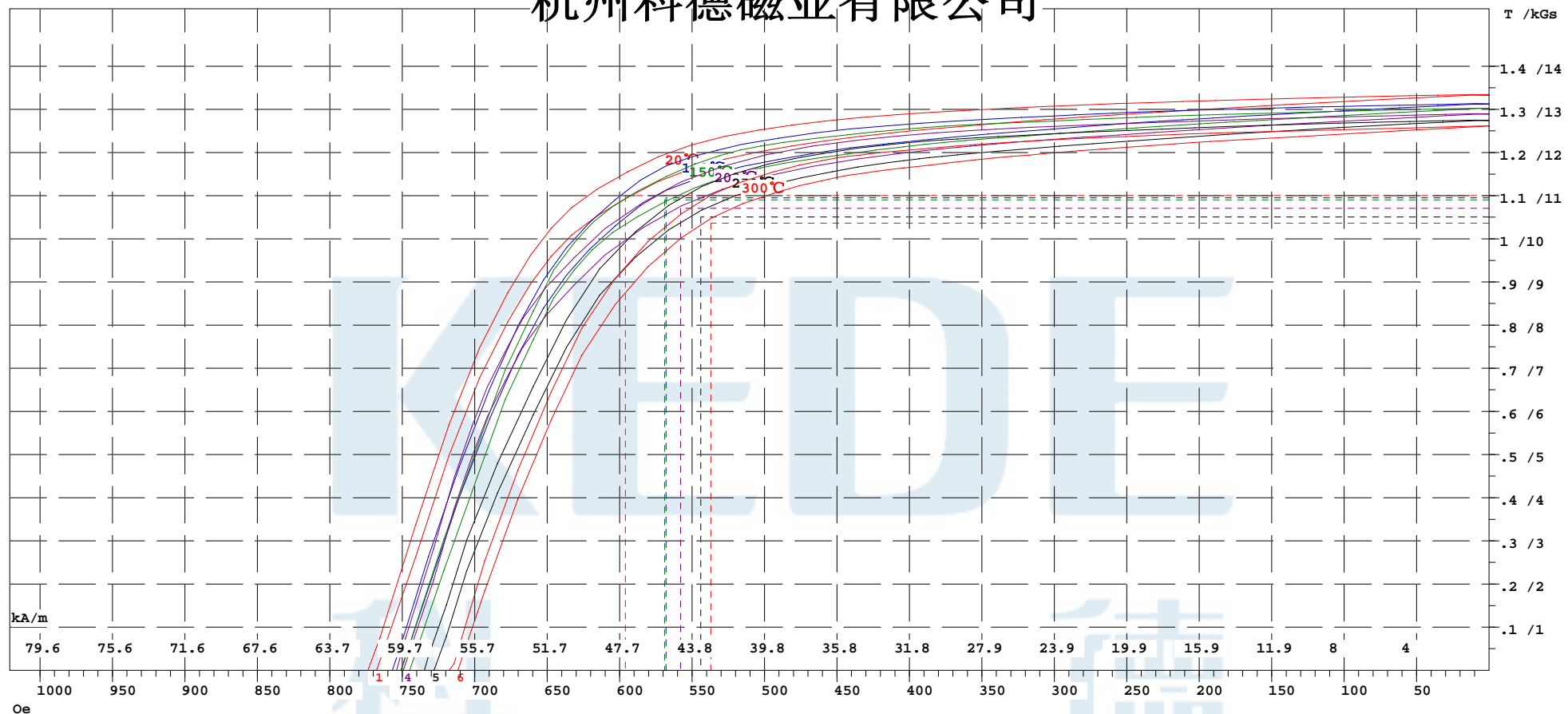
SampleNo	Br (T)	Hcb (kA/m)	Hcj (kA/m)	(BH)max (kJ/m ³)	Hk (kA/m)	Hd (kA/m)	Bd (T)	Hk/Hcj (%)	Test Date	Sample Shape	S-T (°C)	Size (mm)
CAINiCo38/5	1.201	52.9	53.5	38.3	35.3	40.5	0.959	65.9	2018	Column	20	10.00
	1.176	53.8	54.4	38.0	36.1	41.9	0.925	66.4	2018	Column	100	10.00
	1.157	53.2	53.9	36.6	34.8	39.9	0.931	64.6	2018	Column	150	10.00
	1.149	54.1	54.8	37.1	35.7	40.6	0.914	65.2	2018	Column	200	10.00
	1.135	52.9	53.4	36.5	35.4	40.3	0.907	66.4	2018	Column	250	10.00
	1.126	50.9	51.4	35.4	35.3	38.6	0.912	68.8	2018	Column	300	10.00

杭州科德磁业有限公司



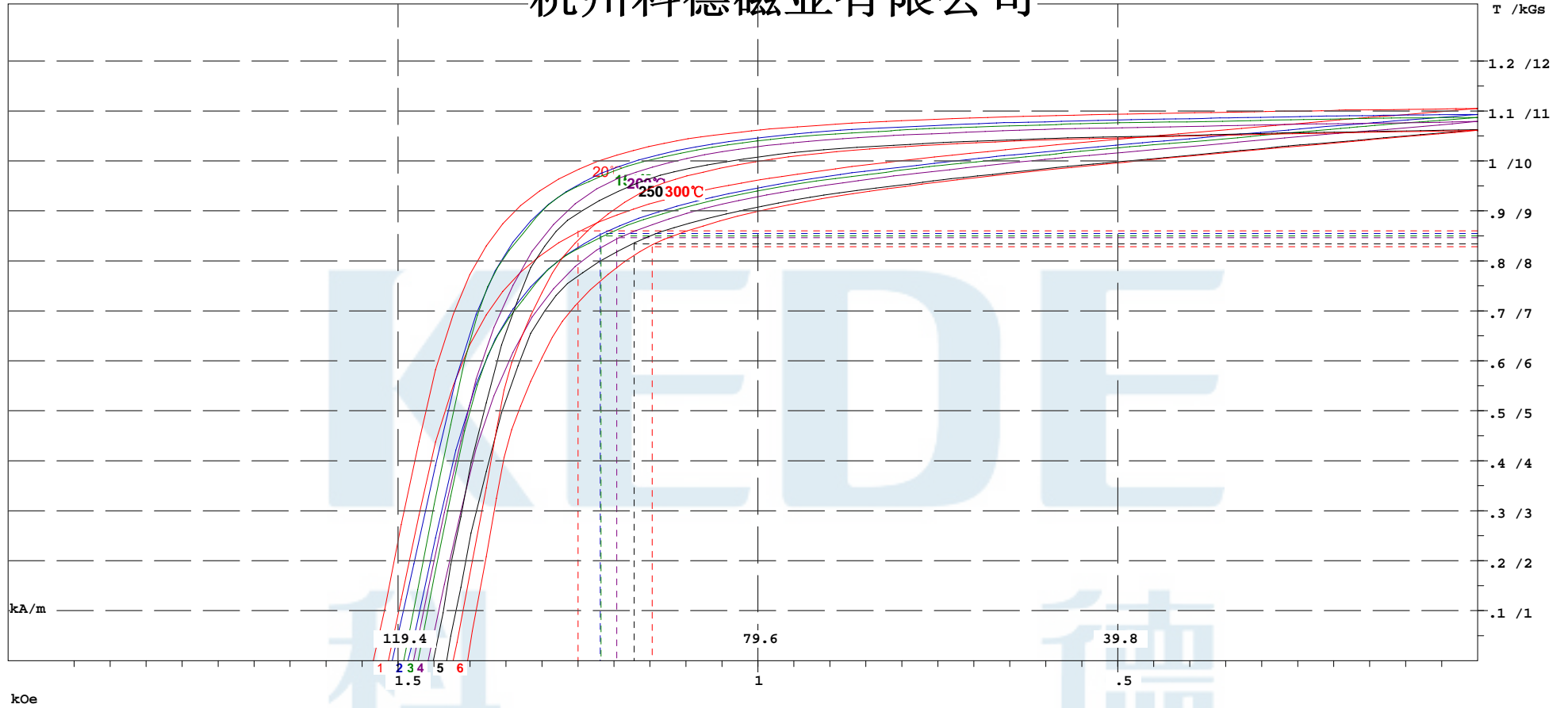
SampleNo	Br (T)	Hcb (kA/m)	Hcj (kA/m)	(BH)max (kJ/m ³)	Hk (kA/m)	Hd (kA/m)	Bd (T)	Hk/Hcj (%)	Test Date	Sample Shape	S-T (°C)	Size (mm)
CAINiCo48/13	0.895	136	143	51.3	54	90	0.567	38.1	2018	Column	20	10.00
	0.885	135	141	50.1	54	89	0.564	38.3	2018	Column	100	10.00
	0.879	133	140	49.5	54	89	0.552	38.4	2018	Column	150	10.00
	0.870	132	139	48.1	52	88	0.548	37.5	2018	Column	200	10.00
	0.865	129	135	46.7	50	85	0.549	37.2	2018	Column	250	10.00
	0.858	127	133	45.7	49	83	0.550	36.9	2018	Column	300	10.00

杭州科德磁业有限公司



SampleNo	Br (T)	Hcb (kA/m)	Hcj (kA/m)	(BH)max (kJ/m ³)	Hk (kA/m)	Hd (kA/m)	Bd (T)	Hk/Hcj (%)	Test Date	Sample Shape	S-T (°C)	Size (mm)
CA NiCo52/6	1.335	61.1	61.6	52.0	45.4	47.4	1.100	73.8	2018	Column	20	10.00
	1.314	59.7	60.2	50.0	44.5	45.2	1.095	73.9	2018	Column	100	10.00
	1.303	59.3	59.8	49.2	44.1	45.3	1.090	73.8	2018	Column	150	10.00
	1.291	59.6	60.0	48.3	42.7	44.4	1.071	71.2	2018	Column	200	10.00
	1.276	57.9	58.5	46.1	41.8	43.3	1.051	71.5	2018	Column	250	10.00
	1.262	56.6	57.1	45.0	41.2	42.7	1.036	72.2	2018	Column	300	10.00

杭州科德磁业有限公司



SampleNo	Br (T)	Hcb (kA/m)	Hcj (kA/m)	(BH)max (kJ/m ³)	Hk (kA/m)	Hd (kA/m)	Bd (T)	Hk/Hcj (%)	Test Date	Sample Shape	S-T (°C)	Size (mm)
1.105	1.105	120	122	85.4	98	99	0.860	80.4	2018	Column 20	20	10.00
1.093	1.093	118	120	82.8	96	97	0.855	79.8	2018	Column 100	100	10.00
1.087	1.087	117	119	81.7	96	97	0.850	80.6	2018	Column 150	150	10.00
1.079	1.079	116	118	80.2	94	95	0.846	80.2	2018	Column 200	200	10.00
1.063	1.063	114	115	77.9	93	93	0.834	80.6	2018	Column 250	250	10.00
1.062	1.062	112	113	75.7	90	91	0.828	79.6	2018	Column 300	300	10.00

CAINiCo80/12